

CYCOLOGY: Tech Specs

Staging

Minimum Width 6m
Minimum Depth 4m
Minimum Height 4 m
Black backdrop

Set Up

Time it takes to set up - 1 hour offstage + 30 minutes onstage.
Time it takes to strike into wings - 5 minutes
Time it takes to reset from wings - 15 minutes
Time to pack out – 1 hour

Lighting

see separate pdf document

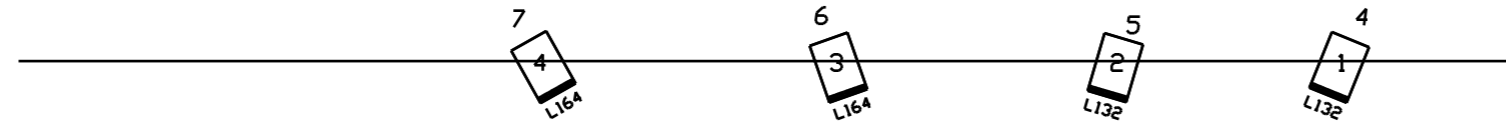
Sound

Sound is CRUCIAL, needs to be very good quality for picking up very small sounds

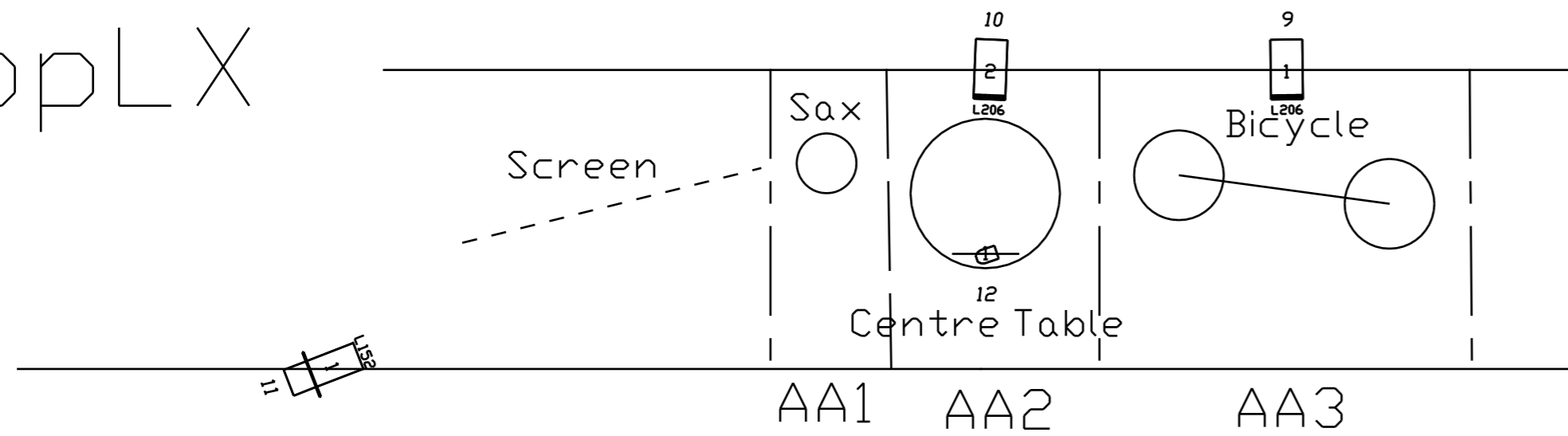
Venue to supply:

- * Quality 3-way PA system, to suit venue. Meyer or equivalent, (EV SX series not acceptable)
- * Quality dual 30-band graphic EQ for stereo Front-of-House and foldback
- * 2 x foldback monitors (self-powered OK)
- * 1 x DI
- * 1 microphone (SM58 or equivalent)
- * 2 x microphone boom stands (all black, no chrome, if possible)
- * Quality reverb processor and cabling to suit

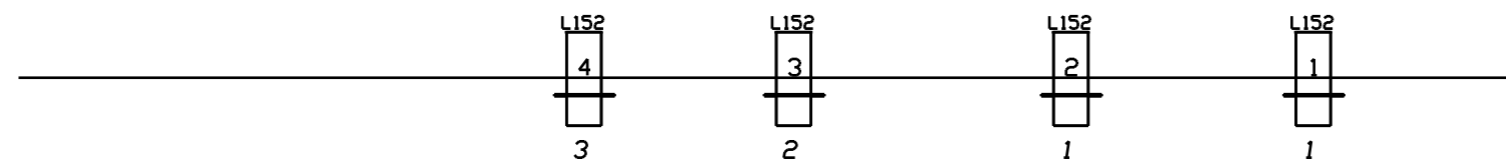
BackLX



TopLX



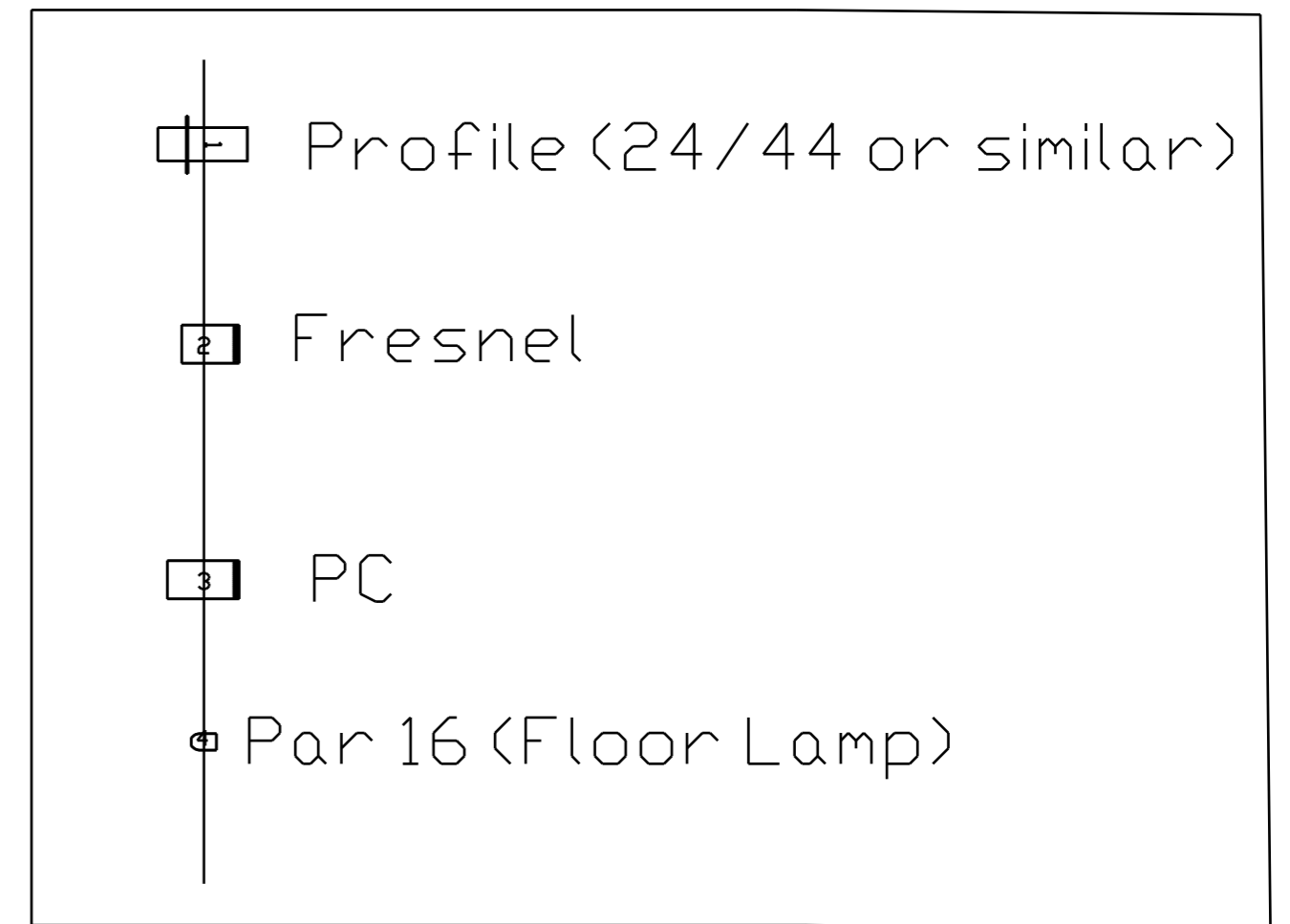
FOH



NOTES

All FOH to have L132 Frost
 Focus all profiles to hard edge then use frost
 PCs and Fresnels to have Barn Doors
 If colour isnt available please use similar
 Please see attached notes for focus
 Channels are a guide for notes only
 AA stands for Acting Area - refered to in Focus notes

KEY



Cycology

Designed by Eddie Welsh

FOCUS NOTES

CHANNEL	FOCUS POSITION
1	Facelight for AA3 - Blend into AA2 - Keep 1m of space stage left of Wheel.
2	Facelight for AA2 - Blend into AA1 and AA3 - Needs high headroom
3	Facelight for AA1 - Blend into AA2 -
4	Blue Backlight over AA3 and let spill into AA2
5	Blue Backlight over AA2 - let spill into AA1
6	Red Backlight over AA1 and AA2
7	Red Backlight over AA3
9	Downlight for bicycle - Keep tight just over bicycle
10	Downlight for centre table - Keep tight just over centre table
11	for AA1 and spill AA2
12	Floor lamp - Focus up across bicycle.

NOTES - Give room for movement Downstage of set

Keep all light off screen

AA1, AA2, AA3 refers to the areas denoted on the plan.

AA1 is 1 metre wide, AA2 - 1 metre wide, AA3 - 2 metres wide